



Southern  
Windows



# SLIM BI-FOLDING DOORS

Contemporary aluminium bi-folds from London-based Southern Windows can easily transform your self-build, renovation or extension.

Designed to cover large openings, our bespoke bi-folds offer great range of configurations, focusing on practicality and easy access.

Slim lines and modern features enable you to invite more sunshine, ventilation, and seamlessly merge your home with the garden area without compromising on security or ease of use.

The bottom frame can be entirely hidden into the floor, offering a completely levelled threshold and smooth operation.

BESPOKE & ARCHITECTURAL GLAZING | LONDON | 020 8459 5085

# KEY FEATURES

- » Minimal sightlines with minimalist central section
- » Level threshold option with entire bottom rail concealed
- » Great versatility of configurations
- » Available in double or triple glazed option
- » Great thermal insulation performance

## Finishes:

- \* Colour powder coating (RAL, mottled and rough)
- \* Wood effect powder coating
- \* Dual colour options
- \* Anti-bacterial powder coating
- \* Anodised



# TECHNICAL DETAILS

- » **Maximum glazing thickness:** 45 mm
- » **Sections:** Frame – 73 mm / Sash – 73 mm
- » **Profile thickness:** Door 1,8 mm
- » **Polyamide strip length:**  
Frame 20 mm / Sash 30 mm
- » **Maximum dimensions of a sash:**  
Width (L) = 1.200 mm  
Height (H) = 3.000 mm
- » **Maximum weight/sash:** 120 Kg
- » **Security Test**  
(PAS 24: 2012): Passed  
Reference test 2701 x 2517 mm. 3 sashes  
Set-up: 330

## » Transmittance:

Uw from 1,1 (W/m2K)

Please consult typology, dimensions and glazing

## » Air permeability:

(EN 12207:2000) CLASE 4

## » Water tightness:

(EN 12208:2000) CLASE 9A

## » Wind resistance:

(EN 12210:2000) CLASE A3

Reference test 2.70 x 2.53 m. 3 sashes

» **Acoustic insulation:** Maximum glazing: 34 mm



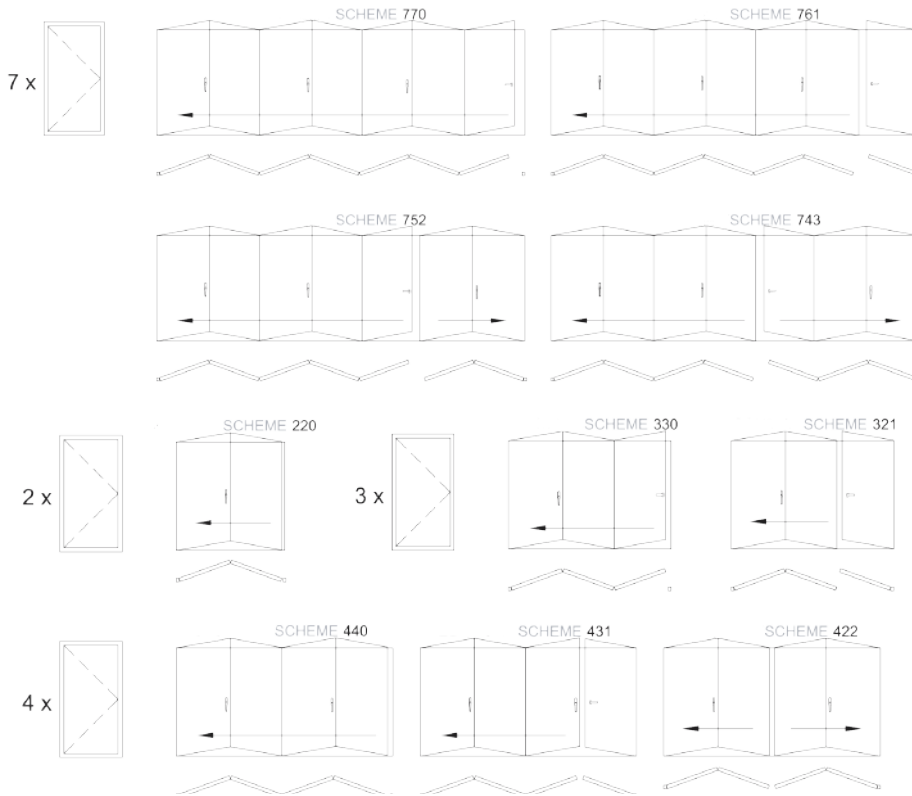


# CONFIGURATIONS

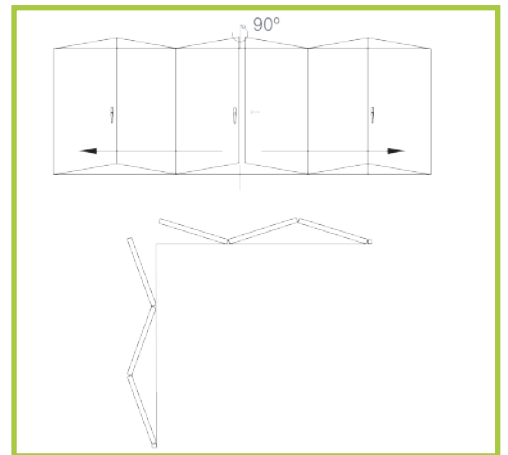


- » Up to 14 sashes
- » Corner configurations
- » Outward and inward opening
- » Even or odd number of door sashes
- » Level threshold option
- » Lead door options
- » Fixed lights options

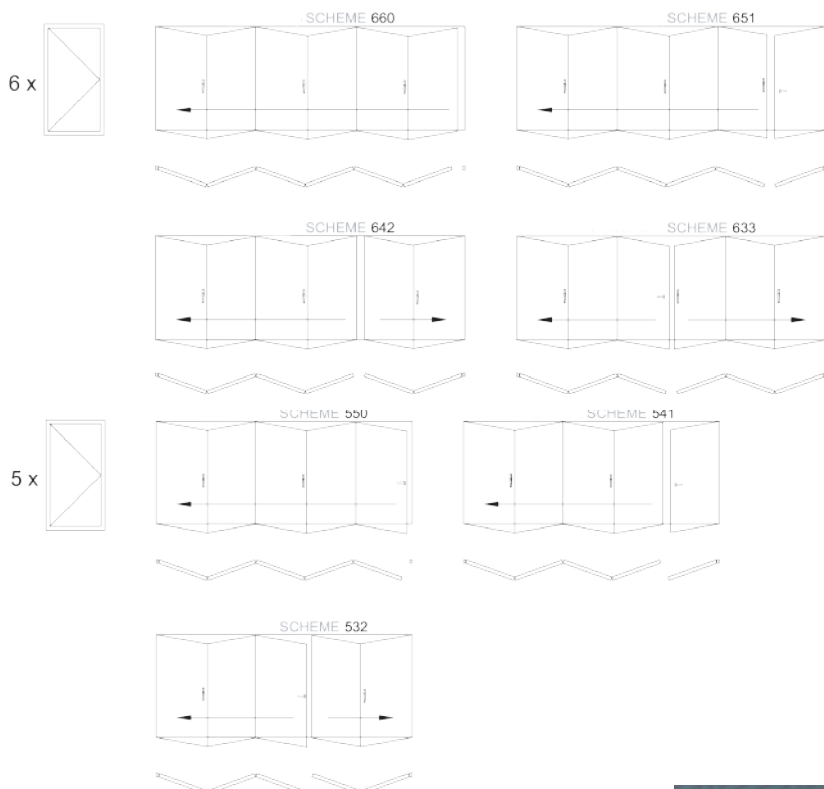
## SAMPLE CONFIGURATIONS: **OUT**



## CORNER CONFIGURATION



## SAMPLE CONFIGURATIONS: **IN**





## IMPROVE YOUR HOME WITH **SOUTHERN WINDOWS**

We are a London based manufacturer and installer of structural glazing and custom aluminium window and door systems for residential market.

Having over 35 years of experience in delivering custom glazing solutions, we love sharing our expertise in bringing unique architectural visions to fruition.



020 8459 5085



[INFO@SOUTHERNWINDOWS.CO.UK](mailto:INFO@SOUTHERNWINDOWS.CO.UK)



**SHOWROOM  
& OFFICE**  
29 High Road,  
Willesden,  
London NW10 2TE



[SOUTHERNWINDOWS.CO.UK](http://SOUTHERNWINDOWS.CO.UK)